


ESDEC

INNOVATIVE MOUNTING SYSTEMS




**RELIABLE AND
QUICK
INSTALLATION ON
COMMERCIAL ROOFS**

FLATFIX

WAVE
PLUS


www.esdec.com

THE ADVANTAGES OF FLATFIX WAVE PLUS




QUICK AND EASY

- Quick, easy installation:
 - Click-connect, pre-assembled units
 - No tools needed
 - Minimal number of components
 - Maximum efficiency
- Integrated cable management
- Easy disassembly for maintenance and inspection




MAXIMUM EFFICIENCY

- Ideal for large-scale commercial projects
- Suitable for larger, new-generation solar panels
- Large panel fields (max. 40x40m / 1600m²)
- For panels up to 1150mm width
- Pitch length of 2300 mm or 2460 mm
- Angle of inclination 10°
- Suitable for flange thicknesses from 1.2mm to 2.8mm
- For following roof materials: concrete, bitumen, EPDM, PVC and TPO




RELIABLE

- Simple installation of pre-assembled units without screws
- Aerodynamic design
- Robust system thanks to horizontal and vertical connectors
- Best possible panel support: 2 base units per panel
- Tested to international standards
- 20-year product warranty



SAFETY

- Roof supports with movable connectors
- Unique thermal decoupling prevents damage to roof material
- Integrated bonding
- Low point load
- Panel clamped on the long side in accordance with panel supplier specifications; minimizes risk of panel damage
- The load on the panels is relieved and they do not form part of the support system
- Meets strictest corrosion requirements



WITH THE MOST COMPREHENSIVE FEATURES FOR FUTURE-PROOF RELIABILITY

Quick, error-free installation

FlatFix Wave Plus can be installed super quickly thanks to the limited number of mounting steps. Align and extend the pre-assembled base units, click high base element and stabilizers into place and mount the solar panel, without using screws or tools, using the unique panel clamping. Complete installation, including locking the solar panel, can be done without tools. The stabilizers provide space for cable management.

Maximum efficiency on the roof

Maximum efficiency on the roof is one of the basic principles of FlatFix Wave Plus. FlatFix Wave Plus's dual setup ensures the most balanced energy yield throughout the day and makes it possible to maximize the use of the roof's surface as efficiently as possible. This configuration is designed for large-scale projects where large, next-generation solar panels can also be used. With the rigidity of the system, fields of up to 40 x 40 metres can easily be installed.

Safe & reliable

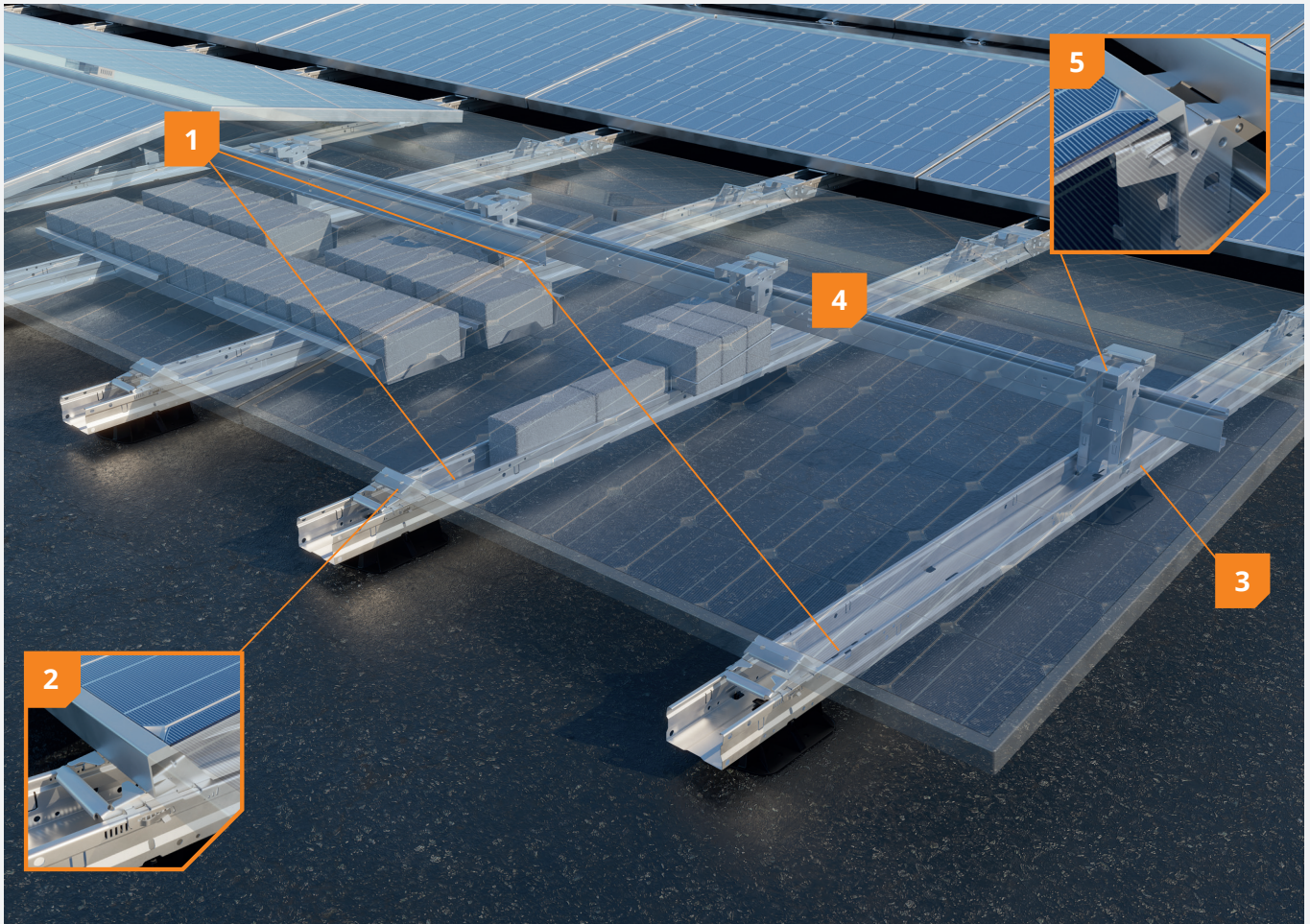
Each panel is optimally supported by two base units. And because the panels are clamped on the long side, as required by most panel manufacturers, the risk of damage to the panels is minimized. The patented FlatFix Wave Plus system has been tested extensively. And it meets the strictest corrosion requirements. FlatFix Wave Plus is a high-quality mounting solution. It complies with the strictest international standards and comes with a 20-year product warranty.

ADVANTAGES FOR THE INSTALLER

- ✔ Super-quick and error-free installation
- ✔ No tools needed
- ✔ Easy to mount
- ✔ Integrated cable management

BENEFITS FOR THE OWNER

- ✔ Maximum efficiency for commercial projects
- ✔ In accordance with the latest insurance requirements
- ✔ Use of premium materials
- ✔ 20-year product warranty



1 2 units per panel

Each solar panel is supported by 2 units on the long side, making the system highly suitable for the larger, next generation, solar panels. In high wind and snow zones, an extra unit is often used.

2 Unique, patented clamping system

Easy and secure mounting of the panel using a unique, patented clamp mechanism. No screws needed.

3 No tools needed

The installation requires no tools: The base units are easy to unfold and to interconnect.

4 Integrated cable management

Quick and easy feeding and stowing of cables using the cable rack and integrated cable gutter located in the stabilizers.

5 Integrated bonding

Bonding is integrated into the clamping mechanism of the high base. A milled edge is etched into the panel's anodization layer, connecting the panel to the steel support frame.

DUAL UNIT



FlatFix Wave Dual Unit 4P

1009100 Max. panel width: 990 - 1070mm (DR1)
1009150 Max. panel width: 1070 - 1149mm (DR2)



FlatFix Wave Dual Start Unit 4P

1009101 Max. panel width: 990 - 1070mm (DR1)
1009151 Max. panel width: 1070 - 1149mm (DR2)



FlatFix Wave Dual Unit 2P

1009102 Max. panel width: 990 - 1070mm (DR1)
1009152 Max. panel width: 1070 - 1149mm (DR2)



FlatFix Wave Wind Deflector Set

1009148 Max. panel width: 990 - 1070mm
1009158 Max. panel width: 1070 - 1150mm

SYSTEM COMPONENTS



FlatFix Wave Wind Deflector Clamps

1009153



FlatFix Wave Stabilizer

1009110 2900mm
1009111 3530mm
1009114 4000mm

BALLAST OPTIONS



FlatFix Wave Ballast Bracket

1009123



FlatFix Wave Ballast Bracket Perimeter

1009126



FlatFix Wave Ballast Tray

1009129



FlatFix Wave Ballast Tray Extender

1009130

ACCESSORIES



FlatFix Wave Base plate (extra)

1009120



FlatFix Wave Cable Bracket Stabilizer

1009124



FlatFix Wave Cable Bracket High Base

1009125



FlatFix Wave Module unlock tool

1009142



FlatFix Wave Measuring bar 2500mm

1009143



FlatFix Wave Spacer Tool

1009144

Project support

Extensive technical project documentation

- Ballast plan
- Electrotechnical safety (grounding and bonding)
- Roof load (snow and point load)

Logistical support

- Project-based delivery
- Express delivery

Technical advice

- Installation training on site
- Project design and ballast calculation



Warranty

- ✓ In accordance with latest insurance requirements
- ✓ Meets specifications of panel suppliers
- ✓ Complies with strictest corrosion requirements
- ✓ Extensively tested
- ✓ 20-year product warranty





**BUILDING VALUE⁺ FOR
SOLAR PROFESSIONALS**

Esdec
Londenstraat 16
7418 EE Deventer
The Netherlands

☎ +31 850 702 000
✉ info@esdec.com