

Hi-MO X10 Scientist

LR7-60HVD

535~555M

**Bifacial
Power Generation**



Install flexibly:

More flexible installation methods, suitable for short frame clamps mounting with high mechanical loading.



Value-Added:

High efficiency with better energy generation performance.



Reliable:

N-type TaiRay wafer & HPBC 2.0 innovative technology enhances high product reliability.



Fire rating:

Obtain fire rating Class A test report.

**HPBC
2.0**



N N-type

15

15-year Warranty for Materials and Processing

30

30-year Warranty for Extra Linear Power Output

Complete System and Product Certifications

IEC 61215, IEC 61730

ISO9001:2015: ISO Quality Management System

ISO14001: 2015: ISO Environment Management System

ISO45001: 2018: Occupational Health and Safety

IEC62941: Guideline for module design qualification and type approval



24.6%

MAX MODULE
EFFICIENCY

0~3%

POWER
TOLERANCE

1%

FIRST YEAR
POWER DEGRADATION

0.35%


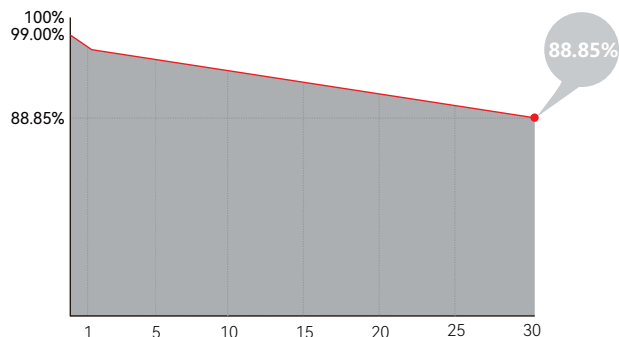
YEAR 2-30
POWER DEGRADATION

BC-CELL

LOWER OPERATING
TEMPERATURE

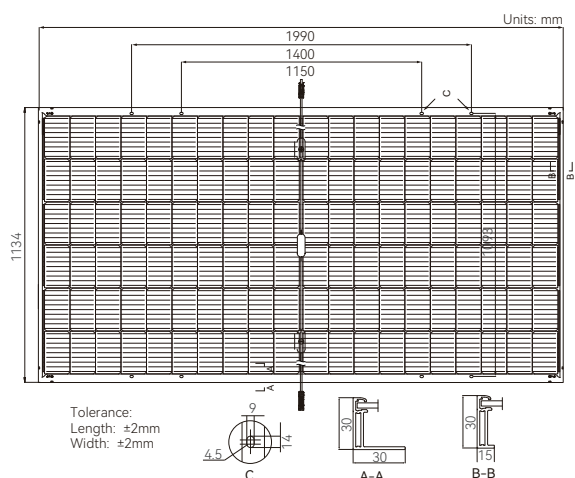
Additional Value

30-Year Power Warranty



Mechanical Parameters

Cell Orientation	120 (6×20)
Junction Box	IP68, three diodes
Output Cable	4mm ² +400/-200mm/±1400mm length can be customized
Glass	Dual glass, 2.0+2.0mm semi-tempered glass
Frame	Anodized aluminum alloy frame
Weight	28.0 kg
Dimension	1990×1134×30mm
Packaging	36pcs per pallet / 180pcs per 20'GP / 792pcs per 40'HC



Electrical Characteristics

STC: AM1.5 1000W/m² 25°C

Test uncertainty for Pmax: ±3%

Module Type	LR7-60HVD-530M	LR7-60HVD-535M	LR7-60HVD-540M	LR7-60HVD-545M	LR7-60HVD-550M	LR7-60HVD-555M
Testing Condition	STC	STC	STC	STC	STC	STC
Maximum Power (Pmax/W)	530	535	540	545	550	555
Open Circuit Voltage (Voc/V)	44.95	45.05	45.15	45.25	45.35	45.45
Short Circuit Current (Isc/A)	14.90	15.00	15.10	15.20	15.30	15.40
Voltage at Maximum Power (Vmp/V)	37.17	37.27	37.37	37.47	37.57	37.67
Current at Maximum Power (Imp/A)	14.26	14.36	14.45	14.55	14.64	14.73
Module Efficiency(%)	23.5	23.7	23.9	24.2	24.4	24.6

Operating Parameters

Operational Temperature	-40°C ~ +85°C
Power Output Tolerance	0~3%
Maximum System Voltage	DC1500V (IEC)
Maximum Series Fuse Rating	30A
Nominal Operating Cell Temperature	45±2°C
Protection Class	Class II
Bifaciality	70±5%
Fire Rating	IEC Class A

Mechanical Loading

Front Side Maximum Static Loading	5200Pa
Rear Side Maximum Static Loading	2400Pa
Hailstone Test	25mm Hailstone at the speed of 23m/s

Temperature Ratings (STC)

Temperature Coefficient of Isc	+0.050%/°C
Temperature Coefficient of Voc	-0.200%/°C
Temperature Coefficient of Pmax	-0.260%/°C